Punzoni testa cilindrica con eiettore

Shoulder punches ejector



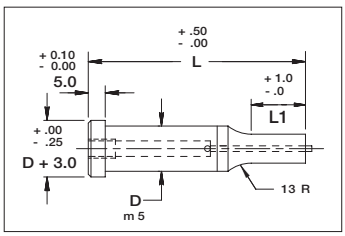

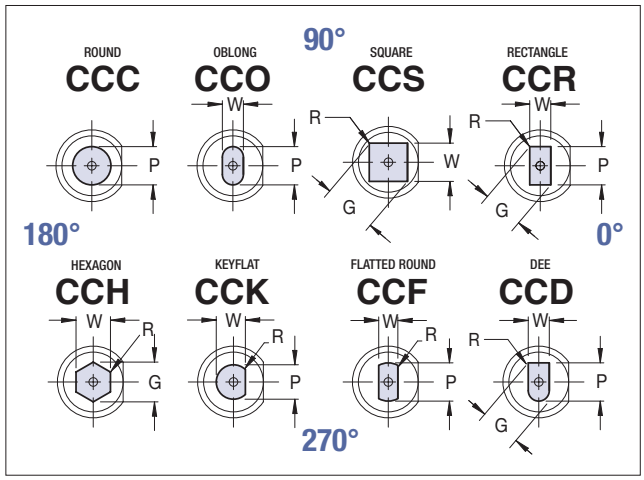

Per le alterazioni standard vedi pagg. 3.51 ÷ 3.55
For product alterations see pages 3.51 ÷ 3.55

I disegni rappresentano i punzoni visti dalla parte del corpo ma disegnate con linea piena per chiarezza/*Views are shown looking through the shank but drawn with solid lines for clarity.*



Per alterazione spina di centraggio CD vedi pag. 3.53/*For center dowel alteration, see page 3.53.*

Codice/*Code*	Materiale/*Materiale*	Tolleranze standard/ *Standard Point Tolerance*	*Tolleranza alternativa/*Alt. point tol.*	T2
Cod. **CC_**	Acciaio/*Steel:* M2, HRC 60-63 Testa/*Head* - HRC 45-55 ALTERNATIVA/*ALTERNATIVE* **PS POWDER METAL HIGH SPEED STEEL, HRC 62-65 Testa/*Head* - HRC 45-55	Tondo/*Round* P +.01 -.00 ◎ 0.01 P - D Sagoma/*Shape* P,W ± .01 ◎ 0.02 P - D Quando P=D si usa la tolleranza del corpo (D) *When P = D Shank Tolerances apply (D)*	P,W +.005 -.000 P - D ◎ 0.008 * a richiesta e non eseguibile oltre il Ø 45 ** on request, not available beyond Ø 45*	

CODICE *CODE*	D	TONDO/*ROUND*	SAGOMA/*SHAPE*		L										
		P	MIN W	MAX G/P	50	56	60	63	70	71	80	90	100	110	125
CC_ 05	5	1.60 - 4.99	1.60	5.00	●	●	●	●	●	●	●	●	●		
CC_ 06	6	2.50 - 5.99	2.50	6.00	●	●	●	●	●	●	●	●	●		
CC_ 08	8	3.20 - 7.99	3.20	8.00	●	●	●	●	●	●	●	●	●	●	●
CC_ 10	10	4.50 - 9.99	4.50	10.00	●	●	●	●	●	●	●	●	●	●	●
CC_ 13	13	6.00 - 12.99	6.00	13.00	●	●	●	●	●	●	●	●	●	●	●
CC_ 16	16	8.00 - 15.99	7.50	16.00	●	●	●	●	●	●	●	●	●	●	●
CC_ 20	20	10.00 - 19.99	8.00	20.00		●	●	●	●	●	●	●	●	●	●
CC_ 25	25	12.00 - 24.99	9.00	25.00		●	●	●	●	●	●	●	●	●	●
CC_ 32	32	16.00 - 31.99	10.00	32.00				●	●	●	●	●	●	●	●
CC_ 40	40	30.00 - 39.99	14.00	40.00							●	●	●	●	●
CC_ 45	45	25.00 - 44.99	10.00	45.00							●	●	●	●	●
CC_ 50	50	30.00 - 49.99	12.00	50.00							●	●	●	●	●
CC_ 56	56	35.00 - 55.99	13.00	56.00							●	●	●	●	●
CC_ 63	63	40.00 - 62.99	14.00	63.00							●	●	●	●	●

CODICE *CODE*	D	L1		
		STD	B	C
CC_ 05	5	13	10	—
CC_ 06	6	13	10	—
CC_ 08	8	19	13	—
CC_ 10	10	19	13	25
CC_ 13	13	19	13	25
CC_ 16	16	19	13	25
CC_ 20	20	19	13	25

CODICE *CODE*	D	L1		
		STD	B	C
CC_ 25	25	19	13	25
CC_ 32	32	25	19	30
CC_ 40	40	25	19	30
CC_ 45	45	25	19	30
CC_ 50	50	25	19	30
CC_ 56	56	25	19	30
CC_ 63	63	25	19	30

L=50 L1 MAX=13
L=56 L1 MAX=19
L=60 L1 MAX=19
L=63 L1 MAX=25

**Specificare M2 o PS in fase d'ordine
***Must specify M2 or PS when ordering*

Esempio di ordinazione/*Order example*:

TIPO	"D"	"L"	Lung. L1	P (o P/W) dimensioni	ALT. STD.	MATERIALE
CCC	13	90	STD	10,0	F1	M2
CCO	16	80	B	13,0x9,0	F1	PS

Il taglio della chiavetta è in posizione standard a 0°. Tutte le altre posizioni devono essere specificate in fase d'ordine.
Standard flat location is at 0° as shown. For other positions, specify when ordering (ex. 90°)

Via Alba, 25 - 10024 Moncalieri (TO) - Italy
Tel. +39 011641121 - Fax +39 0116829188
cftorino@cftorino.it www.cftorino.it